



STAY OPEN MINDED

Access the **open digital world of Global D** and stay free to make your own technology choices.

We help you implement the solution that fits your needs and accompany you in your digital projects.

“

The use of our digital solutions doubles every year.



Opened *solutions*

Industrial Expertise

- High-tech manufacturing of implantable medical devices
- Personalised support



Prosthetic Expertise

- Custom prosthetics using CAD/CAM
- Prosthetic interface preservation

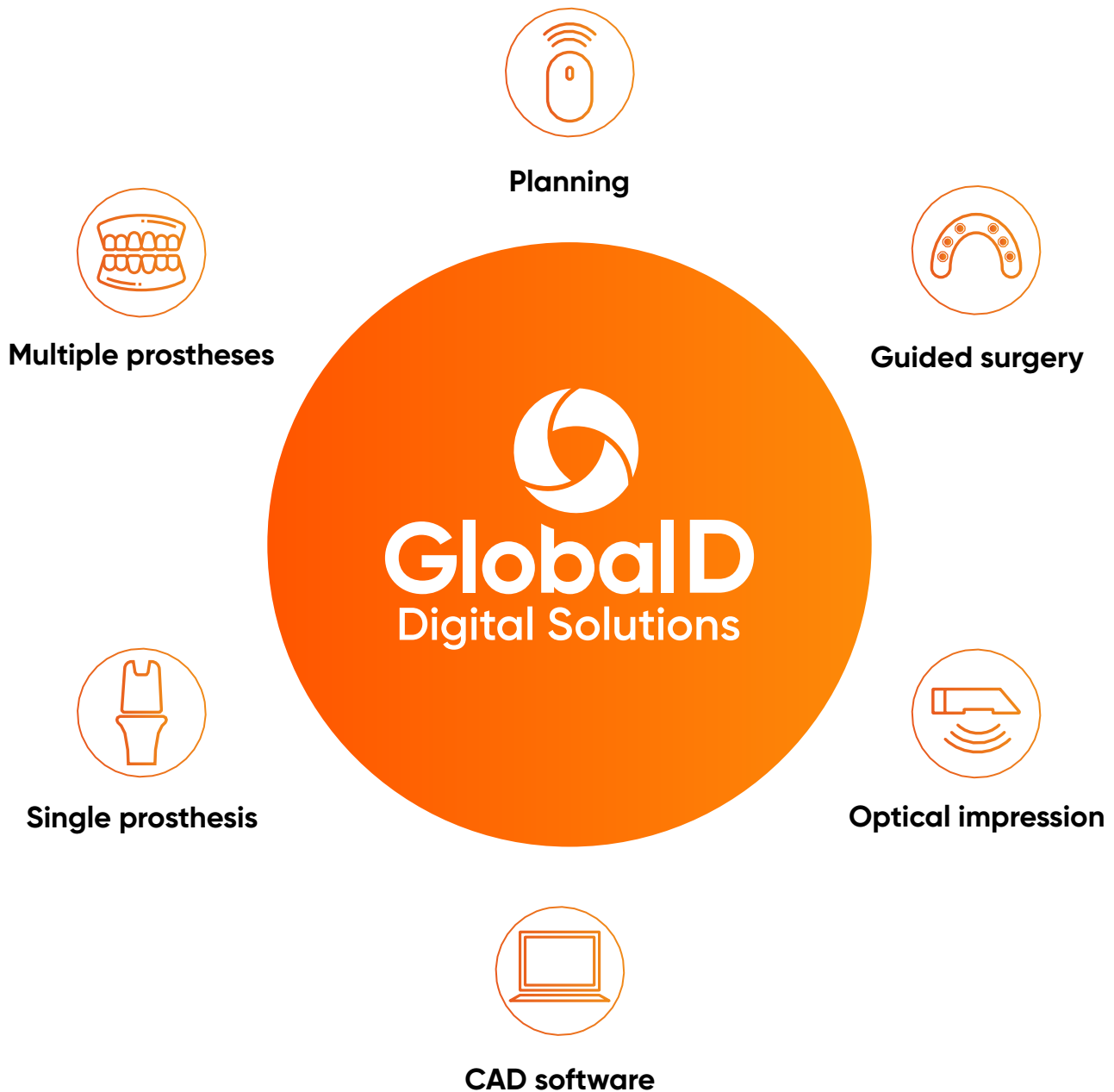


Clinical Expertise

- Peri-implant tissue management
- Long-lasting restorations



AN INFINITE NUMBER OF COMBINATIONS FOR MORE FREEDOM



The products presented are Class I and IIb Medical Devices and as such carry the CE mark (CE0459) in accordance with Directive 93/42/EEC.
The medical devices presented may not be available for sale in all countries. For further information, please contact the Global D sales department.
Please consult the instruction manual before use. In case of doubt, please contact the Global D sales department. The instructions are dematerialized. Thus a QR code and a URL link are present on the label of the device.
The instructions are nevertheless available on request and without additional cost within 7 days. The request must be made to the following address: quality@globald.com.

THE PROSTHETIC CONNECTION: THE HEART OF THE IMPLANT SYSTEM

Passionate designers

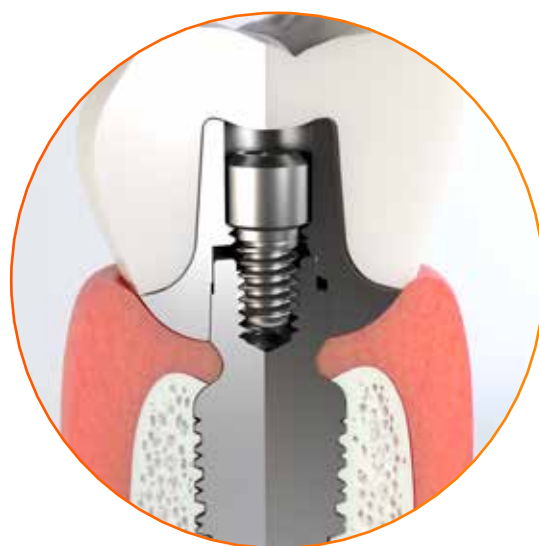
An experienced technical team

Dedicated industrial resources

Proven assembly

Controlled components

Traceability



In order to preserve the prosthetic connection, Global D supplies prosthesis laboratories with parts like bases and pre-milled blanks for which we machine their connection, while the laboratories are responsible for customization. Our wide range of solutions offers prosthetics specialists a better way to work.

CONTENTS

The positioning of the implant	p. 10
Planning & guided/piloted surgery	p. 11
Scan bodies.....	p.14
Digital analogs	p. 15
Single and plural bases	p. 16
TiBase	p. 17
Blanks.....	p. 18
Global D Compliance.....	p. 19
Certified machining center.....	p. 22

DEDICATED CAD/CAM SOLUTIONS FOR IMPLANT DENTISTRY

- Single and multiple bases: these bases can be used by the laboratory to produce prostheses via digital or conventional techniques, which are then bonded onto the base.
- Pre-milled blanks: blocks designed and manufactured by Global D for custom titanium abutment production by laboratories (appropriate equipment required).
- Global D Compliance: local custom prosthesis solution available for eligible laboratories which meet our manufacturing requirements (in agreement with our partners). Option of sub-contracting between laboratories.
- Panthera Dental certified machining center: custom abutments and bars made by our partner. Panthera Dental, an internationally-known company based in Quebec, produces custom titanium and zirconia abutments as well as custom bars and bridges.

Guided/piloted surgery
p.10-13



Digital transfers and analogs
p 14-15



CUSTOM ABUTMENT / TRANS-SCREWED TOOTH

Single titanium base
In-Kone® and EVL® S & K Implants
p.16



Single titanium TiBase
Compatible with CEREC*
p.17



Single titanium pre-milled blank
In-Kone®, twinKon®, EVL® S & K implants
p.18



CERTIFIED MACHINING CENTER

Custom titanium and zirconia abutment
In-Kone® implants ST & WD platform,
EVL® S & K
p.22



* CEREC is a registered trademark of DENTSPLY Implants Manufacturing GmbH, Germany

CUSTOM BRIDGES/BARS



Multiple titanium base
on MULTI and conical abutments
p.16



Global D Compliance
Multiple bar on abutments
machined in the laboratory
p.19

CERTIFIED MACHINING CENTER



Bars and bridges
p.22





The positioning of the implant in relation to the prosthesis, **a criterion of durability**



The dental profession continues its digital evolution, while Global D, since the launch of its **open digital solutions** in 2014, has been fully supporting the profession in its changes in practice.

As the **three-dimensional positioning** of dental implants is a key element in the durability of implant-supported restorations, **prosthodontically guided planning of implants associated with the guided surgery** are now an integral part of Global D's digital therapeutic arsenal at the service of dental surgeons.

All Global D dental implants: 3.0, In-Kone®, EVL® and twinKon® are in the majority of implant planning software such as, but not limited to :



Global D offers its **complete guided surgery** kit for all of its implants, including 3.0, In-Kone® ST & WD platform, twinKon® and EVL® implants.

2 mm inner diameter sleeves are available under the reference (Steco reference: M.27.31.D200L5) for the pilot surgical guides, **4.2 diameter sleeves** reference DMTS4.2L4* (Steco reference: M.27.15.D420) are also associated with the ULTIMATE Guided drilling protocol (see next page):



Global D also offers a Full Guided Surgery kit for its **3.0, In-Kone® UNIVERSAL and PRIMO and twinKon®** implants based on the **ULTIMATE** drilling protocol.

For **EVL® S and K** implants, pilot drilling is recommended.

*The sleeves (ref DMTS2.0L5 and DMTS4.2L4) are medical devices manufactured and CE marked by the manufacturer STECO system technik GmbH & Co. KG. Please consult the manufacturer's instruction manual before use.



Planning & surgery guided/piloted



Ref. DKITG20

The Global D piloted surgery kit is **complete and ergonomic**. It is used before and in addition to the surgery kit of the corresponding implant range.

In order to respond to the majority of clinical cases, Global D offers **6 lengths of pilot drills*** of **2 mm diameter**, either in working lengths: **17.3; 19; 20.5; 22; 23.5 and 25.5 mm**. (Ref. FIP-200-17.3; FIP-200-19; FIP-200-20.5 FIP-200-22 FIP-200-23.5 and FIP-200-25.5).

These drills, used with an adapted and stabilized surgical guide in the mouth, make it possible to carry out during the implant surgery, **the axis and depth of drilling, determined upstream by the clinician during the prosthetic guided planning while respecting the best three-dimensional positioning of the implants.**



Since guided surgery can only be successful if the surgical guide is stable throughout the drilling procedure, Global D includes in its guided kit **3 pins*** (ref PINGS) to stabilize the guide, especially in cases of total edentulism, as well as a **1.5 mm diameter drill*** (ref FIP-150G) to facilitate their insertion into the bone.

2 types of Sleeves for the pins are also available independently.

*The pilot drills (ref FIP-200/xx), pins (ref PINGS) and drills (ref FIP-150G) are medical devices manufactured and CE marked by manufacturers SAEG (CE 0476) and Biomec (CE 0051). Please consult the manufacturer's instructions before use.

Guided surgery

twinKon[®], In-Kone[®] UNIVERSAL,
In-Kone[®] PRIMO et Implant 3.0



The guided surgery protocol in line with the ULTIMATE drilling protocol and compatible with Implant 3.0, In-Kone[®] UNIVERSAL and PRIMO and twinKon[®] implants.

In-Kone [®] ST platform	Guided drilling and placement of Ø 3.5 and 4 mm implants up to 13mm long.
twinKon [®]	Guided drilling for Ø 3.5 and 4 mm implants up to 13mm long, followed by non-guided implant placement.
Implant 3.0	Guided drilling and placement of implants of all lengths

- Solution compatible with several software brands including **BlueSkyPlan**, **coDiagnostiX** (from DentalWings), **Planmeca**, **Implant Studio** (from 3Shape) and **smop**.



- You can also create your own library in open-source software. Once the guide is printed in the dental office or laboratory, Steco brand Ø 4.2 mm sleeves sold by Global D, are placed in the guide using bonding or friction alone. The drill keys provide precise guidance for the drilling axes. The system of drills with integrated depth stops ensures precise physical control of drilling depth.



ULTIMATE G guided surgery kit
Ref. DKITULTI-G



Ergonomic
drill key



STEKO* titanium sleeves
Ref. DMTS4.2L4* package of 5 units
(réf Steco M.27.15.D420)



3D guide printed in the dental office
or prosthetic laboratory

*Medical device manufactured and CE marked by STECO system technik GmbH & Co. KG. Please consult the manufacturer's instruction manual before use.



Guided surgery

EVL[®]S & EVL[®]K implants

- EVL[®] implant library available in the majority of 3D panoramics available on the market.
- Library also available in a range of planning software programs, including **BlueSkyPlan**, **coDiagnostiX** (DentalWings), **Implant Studio** (3Shape), **Planmeca**, **Simplant**, and **smop**.



- **Surgical guides** are printed by simply importing the 3D file into a guided surgery application.
- You can also create your own library in open-source software like BlueSkyPlan[®].

EVL[®]S and K implants and the SIMPLANT* planning system

- Planning software
- Surgical guide manufactured by Dentsply
- Drill guides up to 3.15 mm in diameter

The Simplant* guided surgery kit comprises 2 cases

- **LongStop Drill System**
- **Universal Drill Key System**

The **LongStop Drill system** includes a set of **drills of increasing diameters and different lengths**. Each drill is combined with its drill key (provided in the Universal **Drill Key System**) for control of the drilling depth and axis. The drills are reusable and color-coded.

This universal protocol enables **drilling up to a diameter of 3.15 mm**. For more extensive drilling, we recommend removing the guide and finishing the drilling process with the EVL[®] surgical kit or the final drill delivered with the EVL[®] implant.



Simplant* Kit – EVL[®] Compatible
(kit available from Dentsply Sirona)

Scan bodies

2-In-1 digital scan bodies

Global D's **scan bodies** can be used with intra-oral cameras for in-mouth optical impressions and with flatbed scanners to digitize plaster models in the laboratory. They are made of anodized titanium and can generally be used without powder. Our libraries for the 3 planning softwares are available upon request.

In-Kone® implant range















In-Kone® range scan bodies are available in **indexed version for each implant diameter**, with or without fixation screws, for custom abutment design and production and in a **version on abutment** for implant bar and bridge design and production.

twinkKon® implant range

twinkKon® range scan bodies are available in a **direct implant indexed version**, delivered with a screw and can be clipped on (do not use the screw if necessary) for the design and fabrication of custom abutments or screw-retained teeth and as a **PC4.3 abutment version** for the fabrication of implant bars and bridges.


EVL® implant range

The **EVL®** range scan bodies are available in **indexed version for each implant diameter**: Ø 3.3, 4 and 5 mm for custom abutment design, and in a **version on abutment** for implant bar and bridge design and production.

IMPLANT RANGES	CATALOGUE REFERENCE		DESIGNATION
In-Kone® ST platform (single) Connection: GLOBAL D In-Kone	DTNVINK		Titanium scan body for In-Kone® implant, trans-screwed + screw
	DTNDINK		Titanium scan body for In-Kone® implant, monobloc
In-Kone® WD platform (unitaire) Connection: GLOBAL D In-Kone® WD platform	DTNVWD		Titanium scan body for In-Kone® implant, WD platform + screw
	DTNDWD		Titanium scan body for In-Kone® implant, WD platform, monobloc
Straight conical abutment PC4.3 (In-Kone® ST & WD platform / Plural) Connection: GLOBAL D PC 4.3	DTNPC4.3		Titanium scan body for straight 0° conical abutment
Angled conical abutment PAOF (In-Kone® ST & WD platform / Plural) Connection: GLOBAL D PC 4.3	DTNPAOF		Titanium scan body for angled conical abutment
twinkKon® PC4.3 Conical abutment Ø 4.3 mm (plural) Connection: GLOBAL D PC 4.3	DTNPCTWK4.3		Titanium scan body for conical abutment twinkKon® 4.3mm
EVL® (single) Connection: GLOBAL D EVL	DTNVEVL3.3		Titanium scan body for EVL® 3.3 implant + screw
	DTNVEVL4		Titanium scan body for EVL® 4 implant + screw
	DTNVEVL5		Titanium scan body for EVL® 5 implant + screw
MULTI abutment (EVL® / Plural) Connection: GLOBAL D MULTI	DTNMUNR		Titanium scan body for MULTI NR abutment
	DTNMUST		Titanium scan body for MULTI ST abutment
	DTNMUWD		Titanium scan body for MULTI WD abutment
MUA abutment (EVL® / Plural) Connection: GLOBAL D MUA ST	DTNMUAST		Titanium scan body for MUA ST and WD abutment

Digital analogs

The latest versions of the implant and abutment analogs can be used in the printed models.
















IMPLANT RANGES	CATALOGUE REFERENCE		DESIGNATION
In-Kone®	DACI		In-Kone® ST implant analog
	DAWD		In-Kone® WD implant analog
	DAIINK4.3N		Straight 0° conical abutment analog
	DAAOFN		Angled conical abutment analog
twinkon®	DAITWK4.3N		twinkon® 4.3 conical abutment analog
EVL®	DDIEVL3.3		Ø 3.3 mm EVL® implant analog
	DDIEVL4SA		Ø 4 mm EVL® implant analog
	DDIEVL5SA		Ø 5 mm EVL® implant analog
	DMULTIDIE3.3N		MULTI 3.3 (NR) abutment analog (NR)
	DMULTIDIE4N		MULTI 4 (ST) abutment analog (ST)
	DMULTIDIE5N		MULTI 5 (WD) abutment analog (WD)
	DMUADIESTN		MUA ST & WD abutment analog (ST & WD)



Titanium bases

Custom prosthesis on base

Global D titanium bases are designed to allow the manufacturing of abutments, screw-retained teeth, bars and personalized implant bridges under the best conditions of mechanical resistance: the combination of a titanium base with the superstructure is recommended by Global D. **Single bases** have the possibility of being adjusted by 1 to 2 mm in height, in particular when designing in CAD software (possibility of obtaining a coronal height of 3 mm on the screen).

IMPLANT RANGES		CATALOGUE REFERENCE	DESIGNATION
In-Kone® ST platform (single)		DEVCI3.8H2	Base for In-Kone® custom abutment Ø 3.8 mm H 2 mm + screw
		DEVCI3.8H3	Base for In-Kone® custom abutment Ø 3.8 mm H 3 mm + screw
		DEVCI3.8H4	Base for In-Kone® custom abutment Ø 3.8 mm H 4 mm + screw
		DEVCI5.5H2.2*	Base for In-Kone® custom abutment Ø 5.5mm H 1.5 mm + screw
		DEVCI5.5H3*	Base for In-Kone® custom abutment Ø 5.5mm H 2.2 mm + screw
		DEVCI5.5H4*	Base for In-Kone® custom abutment Ø 5.5mm H 3 mm + screw
Straight conical abutment (In-Kone® ST & WD platform / Plural)		DEVPC4.3	Base for In-Kone® custom abutment Ø 5.5mm H 4 mm + screw
Angled conical abutment (In-Kone® ^W ST & WD platform / Plural)		DEVPAOF	Base for straight 0° conical abutment + screw
In-Kone® WD platform (unitaire)		DEVWD5.5H1.5*	Base for In-Kone® WD custom abutment Ø 5.5mm H=1.5 mm + screw
		DEVWD5.5H2.2*	Base for In-Kone® WD custom abutment Ø 5.5mm H=2.2 mm + screw
		DEVWD5.5H3	Base for In-Kone® WD custom abutment Ø 5.5mm H=3 mm + screw
		DEVWD5.5H4*	Base for In-Kone® WD custom abutment Ø 5.5mm H=4 mm + screw
		DEVWD5.5H5	Base for In-Kone® WD custom abutment Ø 5.5mm H=5 mm + screw
twinKon® (single)		DEVTWK5H1.1	Base for twinKon® custom abutment Ø 5 mm H 1.1 + screw
		DEVTWK5H1.8	Base for twinKon® custom abutment Ø 5 mm H 1.8 + vis
		DEVTWK6.5H1.1	Base for twinKon® custom abutment Ø 6.5 mm H 1.1 + vis
		DEVTWK6.5H1.8	Base for twinKon® custom abutment Ø 6.5 mm H 1.8 + vis
Straight conical abutment 0° (twinKon®/Plural)		DEVPCTWK4.3	twinKon® 4.3 conical abutment base + screw
EVL® IMPLANTS (single)		DEVEVL3.3	Base for EVL® custom abutment Ø 3.3 mm + screw
		DEVEVL4	Base for EVL® custom abutment Ø 4 mm + screw
		DEVEVL5	Base for EVL® custom abutment Ø 5 mm + screw
MULTI abutment (EVL® / Plural)		DEVMULTINR**	Base for MULTI NR abutment + screw
		DEVMULTIST	Base for MULTI ST abutment + screw
		DEVMULTIWD	Base for MULTI WD abutment + screw
MUA abutment (EVL® / Plural)		DEVMUAST	Base for MUA ST & WD abutment + screw







* (I) : The extractors and drivers are different for the 5.5 mm Ø bases.

** The MULTI NR abutment base is not compatible with the DMULTI3.3-0PACK

TiBases compatible with the Cerec* system



Our **TiBases**, which we design and manufacture for CAD/CAM restorations performed in dental offices, match **our original connections**, and their crown is compatible with CEREC*-compatible scan bodies and material blocks. These bases can then be used to create trans-screwed teeth or custom abutments with the system.

IMPLANT RANGES	CATALOGUE REFERENCE		DESIGNATION
In-Kone® ST platform	DEVCIK4.4H2L		Ti Base compatible with L In-Kone® Ø 4.4 H 2 mm + screw
	DEVCIK4.4H3L		Ti Base compatible with L In-Kone® Ø 4.4 H 3 mm + screw
	DEVCIK4.4H4L		Ti Base compatible with L In-Kone® Ø 4.4 H 4 mm + screw
EVL®	DEVCEVL3.3S		Ti Base compatible with S EVL® 3.3 H 0.4 mm + screw
	DEVCEVL4L		Ti Base compatible with L EVL® 4 H 0.4 mm + screw
	DEVCEVL5L		Ti Base compatible with L EVL® 5 H 0.4 mm + screw

Order the scan bodies from your usual distributors, using the indications provided by CEREC* in the table below:

GLOBAL D CONNEXION	TIBASE EQUIVALENT IN THE CEREC DIGITAL LIBRARY	GLOBAL D PROSTHETIC PARTS	CONNECTION	SCANBODIES FOR OMNICAM REF. CEREC	SCANBODIES FOR BLUECAM/ PRIMESCAN REF. CEREC
In-Kone® ST platform	NB RS 3.5 L	DEVCIK4.4HxL	L	6431329	6431303
EVL® 3.3	B C 3.4 S	DEVCEVL3.3S	S	6431311	6431295
EVL® 4	B C 4.1 L	DEVCEVL4L	L	6431329	6431303
EVL® 5	ZTSV 5.7 L ou FX 5.5 L	DEVCEVL5L	L	6431329	6431303

*CEREC is a registered trademark of DENTSPLY Implants Manufacturing GmbH, Germany






Pre-milled blanks



The pre-milled blanks designed and produced by Global D guarantee that our connection systems work properly. They are compatible with the **patented S3DEL® assembly** and enable laboratories to produce custom titanium abutments (appropriate equipment required) with a connection guaranteed by our industrial machining precision.


Global D's titanium **pre-milled blanks** are available for In-Kone® and EVL® implants.

* List of compatible machines available upon request.

IMPLANT RANGES	CATALOGUE REFERENCE		DESIGNATION
In-Kone® ST & WD platform	DLABPMVINK		In-Kone® ST platform S3DEL pre-milled blank + screw
	DLABPMVWD		In-Kone® WD platform S3DEL pre-milled blank + screw
EVL®	DLABPMVEVL3.3		EVL® 3.3 mm S3DEL pre-milled blank + screw
	DLABPMVEVL4		EVL® 4 mm S3DEL pre-milled blank + screw
	DLABPMVEVL5		EVL® 5 mm S3DEL pre-milled blank + screw



S3DEL is a company which specializes in creating machining sequences, CAM software, machine tools, and cutting tools for prosthetics laboratories. S3DEL also offers training, maintenance, and manufacturing line design services and develops, produces and markets dental machines and accessories.



GLOBAL D COMPLIANCE PROGRAM

Global D has partnered with the company **WorkNC Dental** to offer the integrated program : “**Global D Compliance**”. This program offers an innovative vision of laboratory machining, based on a shared drive to **share skills to benefit dentistry**. It can be summed up as:

- An **open** digital solution
- Synergistic expertise of specialist partners
- **Custom bar machining in the laboratory**

With **Global D Compliance**, laboratories can create implant bars and bridges on abutments using a special manufacturing process: “Global D Compliance”.

The main advantage for laboratories is the ability to machine multiple prostheses on abutments using geometries developed by Global D in terms of shape and tolerances to guarantee that their production is reproducible.

WorkNC Dental has incorporated the 3D design of the MULTI and conical abutments from Global D into its implant module. A **Compliance program charter** is provided to users, who undertake to follow the manufacturing and inspection protocol and **to purchase original Global D prosthetics parts**.



CONTENTS OF THE COMPLIANCE PROGRAM:

- Machining sequences and geometries for Global D abutments via CAM software
- Special tools for guaranteed finishing of delicate sections
- Inspection solutions

SPECIAL MACHINING TOOLS

Global D offers special finishing tools to ensure optimal results when machining multiple connections and screw head bases. These tools have been laboratory-tested and meet our requirements for MULTI and conical abutments. Contact Global D for the full list of eligible machines.

Cutters:

Milling cutters: these milling cutters, designed for each abutment in our ranges, enable precise machining of the female abutment connectors.



Staged drills: these two-diameter drills simultaneously machine screw holes and screw head bases.



INSPECTION KIT

Prosthetics laboratories verify that the **bar is passive** by checking that the prosthesis is properly supported by all the abutments. **Global D Compliance** offers **simple, relevant solutions** to confirm the dimensions of machined parts, as well as a **recalibration management** solution (contact Global D for more details) for them. The inspection kit includes:



- **Inspection gauges:** these two-part gauges can be used to verify the shapes and holes, as well as geometric interactions like co-axiality between the screw head and the connection with the abutment.
- **"No-entry" rods:** these verify the internal diameter of the screw hole. The hole must be too small for the rods to fit through (hence their name). This verifies that there is adequate support for the screw head.
- **Digital calipers:** to check the screw head position.

Photo credit:  34 FRONTIGNAN



Certified machining center

We have chosen Panthera Dental as our partner for **CAD/CAM solutions**.

Panthera Dental is a Canadian company founded by the Robichaud family. This pioneering company with extensive experience in abutment machining offers a full custom prosthesis solution:

- Custom titanium and zirconia abutments (on titanium bases)
- Machined titanium, chrome-cobalt and zirconia bars and bridges (on titanium bases)

You can take advantage of this high-end offer with no need to invest in software and scanners. Design can be done in **DentalWings, 3Shape and Exocad**.

Resin models can also be sent.


Find all of the step-by-step guides on our website.

Panthera offers a wide range of bars and counter-bars, from the Rebouke Pink implant bar to the integrated bar and the Panthera Implant Bridge.


We recommend visiting their website at www.pantheradental.com or contacting your Global D sales contact for more information.

List of prices, libraries and procedures available upon request.






Implants with subcrestal shoulder Surgery




Implants with subcrestal shoulder The prosthesis



Implants with supracrestal shoulder Surgery



Implants with supracrestal shoulder The prosthesis



twinKon® Biological signature



Regeneration




Training catalog Oskar




In-Kone® Surgery manual



twinKon® 4 Surgery manual




twinKon® Surgery manual




Ultimate Guided surgery protocol



Compendium Vol.1



Compendium Vol.2



Compendium Vol.3



ZI de Sacuny
118 avenue Marcel Mérieux
69530 Brignais
France

tel. +33 (0)4 78 56 97 00
fax. +33 (0)4 78 56 01 63

www.globald.com